

TUNNI

Firefly BLUETOOTH MUSIC RECEIVER

Quick Start Guide



Firefly Quick Start Guide **English**

FIREFLY Quick Start Guide Download the User Manual at tunai-creative.com/downloads

When using Firefly, always be aware to use only certified adapter with 5V stable output. Using bad adapters may damage Firefly.

Hello

Congratulations on joining FIREFLY family. This Quick Start Guide will show you the basics of using FIREFLY. To learn more, download the User Manual at tunai-creative.com/downloads

JOIN THE FIREFLY EXPERIENCE



[facebook.com/tunai.global](https://www.facebook.com/tunai.global)



twitter.com/tunaicreative



[Instagram.com/tunai_creative_eng](https://www.instagram.com/tunai_creative_eng)



<https://goo.gl/p2RIBN>

The Basics

Power Input / USB connector

Audio Output / 3.5mm connector

Installation

Power Supply

Plug the FIREFLY USB Connector to the USB port on audio system. If USB port is not available on the audio system, use USB adapter instead.

Audio Output

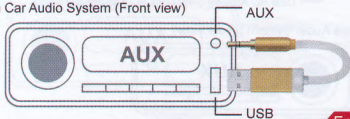
Plug the FIREFLY 3.5mm connector to the AUX input on the audio system.

Use the AUX extension cord (available in car and premium pack) if the cord is too short.

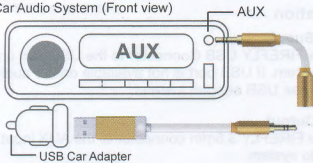
Use the RCA extension cord (available in home and premium pack) if only AV/RCA input is available.

Car Audio System


- Car Audio System (Front view)




■ Car Audio System (Front view)



■ Home Audio System (Back view)



■ Home Audio System (Front view)



Connection

Turn on the Bluetooth on your device and search for "TUNAI FIREFLY". Click on "TUNAI FIREFLY" when searched and wait for 5 to 10 seconds to connect.

Play Music

You can now stream music from any APP on your device except for phone calls.

Help and Resources

DOWNLOAD THE USER MANUAL

To learn more about FIREFLY, download the User Manual at tunai-creative.com/downloads

TUTORIAL VIDEOS

Watch how-to tutorials on making the most of your FIREFLY products at <https://goo.gl/p2RIBN>

CUSTOMER SUPPORT

Need help? Want more info? Find answers to commonly asked questions at tunai-creative.com/supports.

Contact Customer Support at tunai@tunai-creative.com

WARRANTY

TUNAI provide a 1-year limited warranty against materials and workmanship under ordinary consumer use for one year from the date of original retail purchase.

REGULATORY INFORMATION

English

HEAR THE DIFFERENCE

SN:



24130011322



TUNAI CREATIVE INC.

3F., No.266, Sec. 1, Heping E. Rd.
Da'an Dist., Taipei City 10648 Taiwan
www.tunai-creative.com

